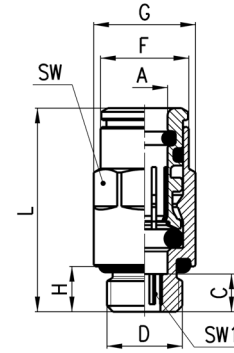


Fittings Mod. 8512

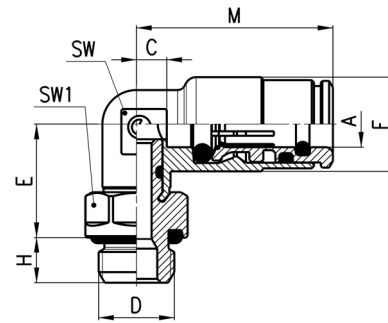
BSP Male Connector



DIMENSIONS										
Mod.	A	D	C	F	G	H	L	SW	SW1	Weight (g)
8512 4-1/8	4	G1/8	5	8.8	13.5	6	23.8	12	2.5	14
8512 6-1/8	6	G1/8	5	11.7	13.5	6	27	12	4	15
8512 6-1/4	6	G1/4	6	11.7	16.4	7	28	15	4	25
8512 8-1/8	8	G1/8	8.5	13.7	15.2	6	32.5	14	5	20
8512 8-1/4	8	G1/4	7	13.7	16.4	7	31	15	6	24
8512 10-1/4	10	G1/4	10	16.3	18.5	7	36.5	17	7	32
8512 10-3/8	10	G3/8	4.5	16.3	20.5	7	31	19	8	38
8512 12-3/8	12	G3/8	4.6	18.4	20.5	7	30.5	19	9	30
8512 12-1/2	12	G1/2	5.6	18.4	24.8	8	31.5	22	9	50

Fittings Mod. 8522

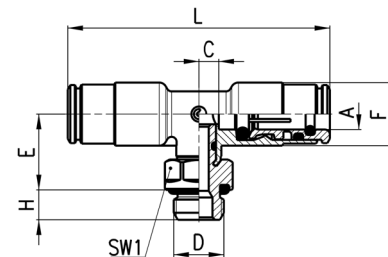
BSP Swivel Male Elbow



DIMENSIONS										
Mod.	A	D	C	E	F	H	M	SW	SW1	Weight (g)
8522 4-1/8	4	G1/8	3	14.5	10	6	21.5	9	12	18
8522 6-1/8	6	G1/8	4	15	12.5	6	26	10	12	23
8522 6-1/4	6	G1/4	4	16	12.5	7	26	10	15	30
8522 8-1/8	8	G1/8	5	16	14.5	6	29	12	12	28
8522 8-1/4	8	G1/4	5	17	14.5	7	29	12	15	34
8522 10-1/4	10	G1/4	5	19.5	16.8	7	31.5	13	15	40
8522 10-3/8	10	G3/8	5	19.5	16.8	7	31.5	13	19	50
8522 12-3/8	12	G3/8	7	20.5	19	7	33	15	19	55
8522 12-1/2	12	G1/2	7	21.5	19	8	33	15	22	68

Fittings Mod. 8432

BSP Swivel Male Tee



DIMENSIONS										
Mod.	A	D	C	E	F	H	L	SW1	Weight (g)	
8432 4-1/8	4	G1/8	3	14,5	10	6	43	12	25	
8432 6-1/8	6	G1/8	4	15	12,5	6	52	12	33	
8432 8-1/8	8	G1/8	5	16	14,5	6	58	12	42	
8432 8-1/4	8	G1/4	5	17	14,5	7	58	15	49	