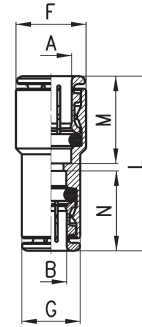


Fittings Mod. 6580 - Reducer

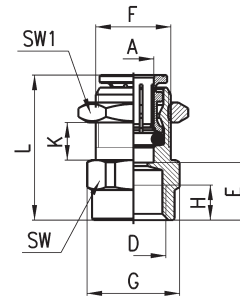
Reducer Union Connector



DIMENSIONS									
Mod.	A	B	F	G	L	M	N	Weight (g)	
6580 6-4	6	4	12	9	31.5	16	14	12	
6580 8-6	8	6	14	12.2	35	17.5	16	19	
6580 10-8	10	8	16	14	39	20	17.5	25	
6580 12-10	12	10	19	16	40.5	19	20	35	

Fittings Mod. 6593

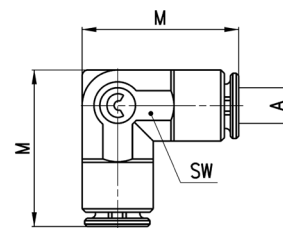
BSP Female Bulkhead



DIMENSIONS												
Mod.	A	D	E	F	G	H	L	K (max)	K (min)	SW	SW1	Weight (g)
6593 6-1/8	6	G1/8	10	M12x1	16.4	6	24.5	8.5	2	15	17	19
6593 6-1/4	6	G1/4	11.5	M12x1	18.5	7	26	6.5	2	17	17	22
6593 8-1/8	8	G1/8	10	M15x1	18.5	6	27	9.5	2	17	19	26
6593 8-1/4	8	G1/4	11.5	M15x1	18.5	7	28.5	9.5	2	17	19	26
6593 10-3/8	10	G3/8	12.8	M18x1	24.5	8	32.5	12	2	22	22	43

Fittings Mod. 6550 Micro

Elbow connector



DIMENSIONS				
Mod.	A	M	SW	Weight (g)
6550 3	3	13.7	6	3