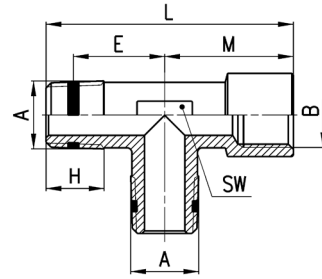


### Fittings Mod. S2050

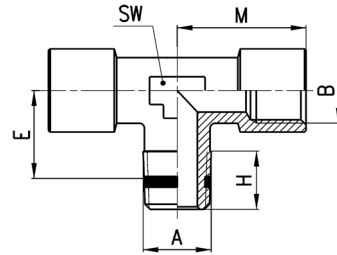
M.M.F. Tee Sprint®



DIMENSIONS								
Mod.	A	B	E	H	L	M	SW	Weight (g)
S2050 1/8-1/8	R1/8	G1/8	11,5	8,5	37	19	12	14
S2050 1/4-1/4	R1/4	G1/4	15	11	46	23	13	44
S2050 3/8-3/8	R3/8	G3/8	15	11,5	48,5	25	16	59
S2050 1/2-1/2	R1/2	G1/2	17,5	14	60,5	31,5	20	81

### Fittings Mod. S2060

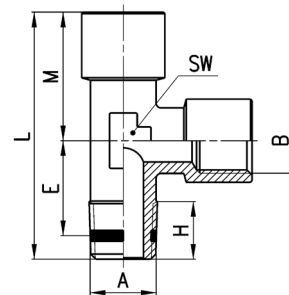
F.M.F. Tee Sprint®



DIMENSIONS							
Mod.	A	B	E	H	M	SW	Weight (g)
S2060 1/8-1/8	R1/8	G1/8	11,5	8,5	19	12	31
S2060 1/4-1/4	R1/4	G1/4	15	11	23	13	38
S2060 3/8-3/8	R3/8	G3/8	15	11,5	25	16	51
S2060 1/2-1/2	R1/2	G1/2	17,5	14	31,5	20	88

### Fittings Mod. S2070

M.F.F. Tee Sprint®



DIMENSIONS								
Mod.	A	B	E	H	L	M	SW	Weight (g)
S2070 1/8-1/8	R1/8	G1/8	11,5	8,5	37	19	12	30
S2070 1/4-1/4	R1/4	G1/4	15	11	46	23	13	36
S2070 3/8-3/8	R3/8	G3/8	15	11,5	48,5	25	16	51
S2070 1/2-1/2	R1/2	G1/2	17,5	14	60,5	31,5	20	89