

Valves Series 28

2

Bidirectional flow control valves
Ports G1/8, G1/4, G3/8, G1/2



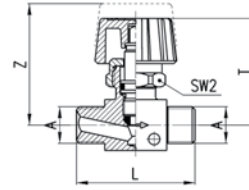
These are bidirectional control valves made entirely of nickel-plated brass, with NBR seals and a technopolymer control knob.

They are suitable for regulating compressed air, water or mineral oil. For models 2810, 2820, 2819 and 2829 exists the possibility to connect plastic, brass or copper tubes, using nut Mod. 1303 and cushion sleeve Mod. 1310/1320.

GENERAL DATA

Construction	cone - type
Materials	body = nickel-plated brass control knob = technopolymer seals = NBR
Ports	G1/8, G1/4, G3/8, G1/2
Installation	as required
Operating pressure	0°C + 80°C (with dry air - 20°)
Operating pressure	0 + 10 bar
Nominal flowrate	see table

Valve Mod. 2810

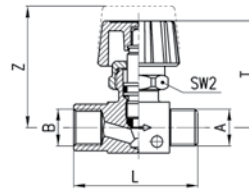


DIMENSIONS

Mod.	A	L	T	Z	SW2	$\Delta 1\text{bar NI/min}$	Free flow NI/min
2810 1/8	G1/8	40	37	42,5	19	415	590
2810 1/4	G1/4	42	37	42,5	19	508	740
2810 3/8	G3/8	42	37	42,5	19	620	900
2810 1/2	G1/2	54	42	48	22	1540	2080



Valve Mod. 2820

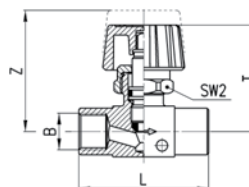


DIMENSIONS

Mod.	A	B	L	T	Z	SW2	$\Delta 1\text{bar NI/min}$	Free flow NI/min
2820 1/8	G1/8	G1/8	41	37	42,5	19	400	640
2820 1/4	G1/4	G1/4	44	37	42,5	19	530	840
2820 3/8	G3/8	G3/8	55,5	41,5	48	22	1415	1990
2820 1/2	G1/2	G1/2	59	42	49	22	1520	2150



Valve Mod. 2830

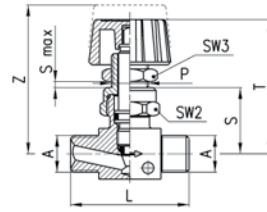


DIMENSIONS

Mod.	B	L	T	Z	SW2	$\Delta 1\text{bar NI/min}$	Free flow NI/min
2830 1/8	G1/8	42	37	42,5	19	415	635
2830 1/4	G1/4	46	37	42,5	19	530	850
2830 3/8	G3/8	62	41,4	48	22	1415	1980
2830 1/2	G1/2	64	42	49	22	1520	2100



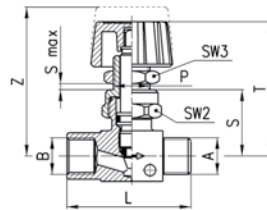
Valve Mod. 2819



DIMENSIONS

Mod.	A	L	P	S	T	Z	S _{Max}	SW2	SW3
2819 1/8	G1/8	40	1/4	23	47	52,5	7	19	17
2819 1/4	G1/4	42	1/4	23	47	52,5	7	19	17

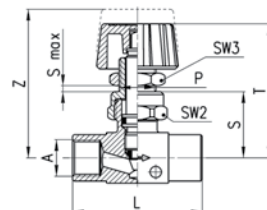
Valve Mod. 2829



DIMENSIONS

Mod.	A	B	L	P	S	T	Z	S max	SW2	SW3
2829 1/8	G1/8	G1/8	41	1/4	23	47	52,5	7	19	17
2829 1/4	G1/4	G1/4	44	1/4	23	47	52,5	7	19	17

Valve Mod. 2839



DIMENSIONS

Mod.	A	L	P	S	T	Z	S max	SW2	SW3
2839 1/8	G1/8	42	1/4	23	47	52,5	7	19	17
2839 1/4	G1/4	46	1/4	23	47	52,5	7	19	17
2839 3/8	G3/8	62	14X1	28	56,5	63	7	22	17
2839 1/2	G1/2	64	14X1	29	57	64	7	22	17