

Series FVD inline vacuum filters

For use in vacuum systems with minor to medium levels of dirt.
Direct mounting on the suction pad.



- » Hose connection and blocking nut
- » Transparent body with an arrow indicating the flow direction
- » Replaceable filter element
- » Transparent cartridge to check the filter's conditions

These filters can be mounted directly on the suction pad.
The filter element can be easily substituted and its conditions can be checked thanks to its transparent wrapping.

GENERAL DATA

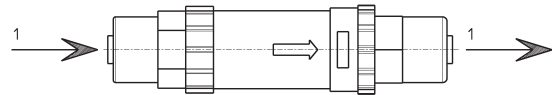
Description	Inline filter
Materials	- body in technopolymer - cloth filter

CODING EXAMPLE

FVD	-	6/4	-	50
------------	---	------------	---	-----------

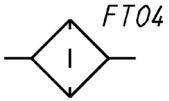
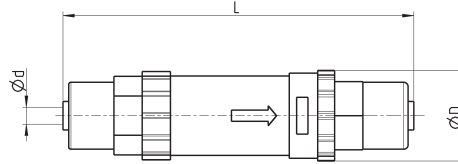
FVD	SERIES: FVD = inline filter
6/4	CONNECTIONS: 6/4 = tube 6 8/6 = tube 8
50	FILTER ELEMENT: 50 = 50 µm

TECHNICAL DATA



TECHNICAL DATA						
Mod.	Filter element (µm)	Nominal flow (l/min)	Max vacuum (mbar)	Max pressure at 25°C (bar)	Max pressure at 50°C (bar)	Weight (kg)
FVD-6/4-50	50	32	-990	7	5	0,006
FVD-8/6-50	50	66	-990	7	5	0,010

Inline filter - Series FVD



DIMENSIONS

Mod.	d	D	L
FVD-6/4-50	6	16	61
FVD-8/6-50	8	23	68